



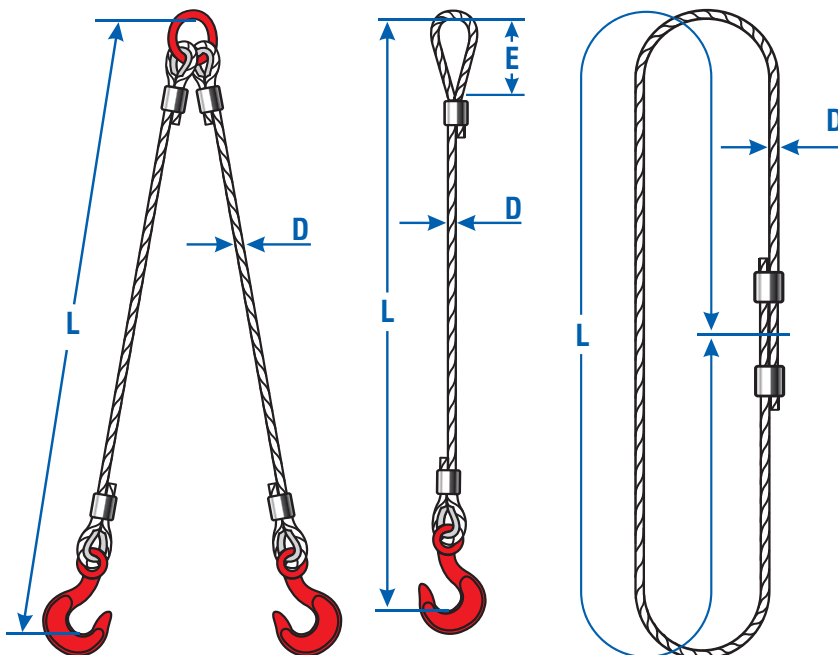

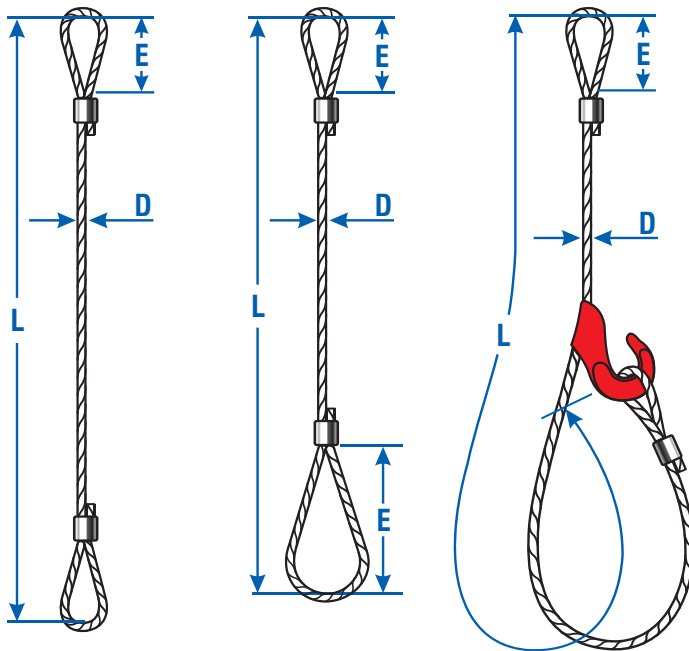
# STEEL WIRE ROPE SLINGS

Bespoke steel wire rope slings manufactured to suit your requirements.

- Manufactured to international specifications
- Afgrip slings manufactured with seamless extruded ferrules from Germany
- Can be proof loaded individually at additional cost
- 6:1 Safety factor as required by the Occupational Health and Safety Act
- Stainless steel slings also produced to customer requirements
- DNV certified slings available on request

## How to order a VITALIFT steel wire rope sling (Please Specify):

- Type of sling required (one leg, two legs, etc)
- WLL limit required (See chart overleaf for standard slings).
- Type of splice:
  - Afgrip (also know as Turn-Back, or Aluminium)
  - Superloop (also know as Flemish, National, or Jupiter)
- Effective length (leg length / pull to pull length / circumference)
- Finish of steel wire rope required:
  - Ungalvanised, galvanised or stainless steel
- Whether eyes are soft (standard) or should have thimbles (hard)
- Eye sizes for soft eyes (see standard eye sizes on chart overleaf)
- Serial numbers required
- Any fittings required



# VITALIFT®



## STEEL WIRE ROPE SLINGS

Bespoke steel wire rope slings manufactured to suit your requirements.

Working load limits in kg for 6X36 Afgrip steel wire rope slings

### Fibre Core (FC)

Rope Ø (mm)	Std. Soft Eye Size (mm)	Single Leg at 0°	Double Leg at 60°	Double Leg at 90°	Triple (45°) & Quadruple Leg at 90°
6	100	300	510	420	630
8	100	600	1020	840	1260
9	150	800	1300	1100	1600
10	150	1000	1700	1400	2100
11	150	1200	2000	1600	2500
12	200	1400	2300	1900	2900
13	200	1700	2800	2300	3500
14	250	2000	3400	2800	4200
16	250	2500	4200	3500	5200
18	300	3200	5400	4400	6700
19	350	3600	6100	5000	7500
20	350	4000	6800	5600	8400
22	350	4800	8100	6700	10000
24	400	5700	9600	7900	11900
26	400	6700	11300	9300	14000
28	450	7800	13200	10900	16300
32	600	10100	17100	14100	21200
36	750	12900	21900	18000	27000
38	750	14400	24400	20100	30200
44	900	19200	32600	26800	40300
50	1000	24800	42100	34700	52000
56	1200	31100	52800	43500	65300

### Independent Wire Rope Core (IWRC)

Rope Ø (mm)	Std. Soft Eye Size (mm)	Single Leg at 0°	Double Leg at 60°	Double Leg at 90°	Triple (45°) & Quadruple Leg at 90°
6	100	350	595	490	735
8	100	700	1190	980	1470
9	150	800	1300	1100	1600
10	150	1100	1800	1500	2300
11	150	1300	2200	1800	2700
12	200	1500	2500	2100	3100
13	200	1800	3000	2500	3700
14	250	2100	3500	2900	4400
16	250	2800	4700	3900	5800
18	300	3500	5900	4900	7300
19	350	3900	6600	5400	8100
20	350	4300	7300	6000	9000
22	350	5200	8800	7200	10900
24	400	6200	10500	8600	13000
26	400	7200	12200	10000	15100
28	450	8400	14200	11700	17600
32	600	11000	18700	15400	23100
36	750	13900	23600	19400	29100
38	750	15500	26300	21700	32500
44	900	20700	35100	28900	43400
50	1000	26800	45500	37500	56200
56	1200	33500	56900	46900	70300

