


VITALIFT®

LIFTING & TRANSPORT POINTS

Thiele lifting points serve to create a secure lifting or lashing point to enable safe handling and lashing activities.



The **XS Screw Type Lifting Point XL TWN 1890 (EBLRTS)** can be rotated by 360° and swivelled by 180°. The extra wide bow enables easy slinging of bigger hooks. The XS-Lifting point is especially designed for the exchange of the bolts and therefore bolt length.

- Grade 100 with 4:1 Safety factor

WARNING: DOES NOT SWIVEL UNDER LOAD!

The **Grade 80 Weldable Lifting Point TWN 0119 (LETR)**

can be used for lifting and lashing. It is capable of its full working load limit in all directions and can pivot 180°. It can be welded easily and quickly to any steel construction thanks to its pre-aligned weld joint on the weld-on bracket.

- Grade 80 with 4:1 Safety factor

Inclination Angle β

No. of Legs

screwed type

EBLRTS - TWN 1890
XS-Lifting Point

XL
by THIELE









weldable

LETR - TWN 0119
Lifting Point

GK8



		Working Load Limits in (t)										
		0.5	0.8	1.5	2.5	4	5	6	8	10	12	
		Marking	M10*	M12*	M16	M20	M24	M27*	M30	M36*	M42*	M48*
		Thread Length**			30mm	38mm	41mm		58mm			
	0°	1			1.7	2.5	4.0		6.0			
	90°	1			1.7	2.5	4.0		6.0			
	0-45°	2			2.4	3.5	5.7		8.5			
	45-60°	2			1.7	2.5	4.0		6.0			
	0-45°	3+4			3.6	5.3	8.5		12.5			
	45-60°	3+4			2.6	3.8	6.0		9.0			

		Working Load Limits in (t)						
		1	2	3	5	8	15	32
	0°	1.12	2	3.15	5.3	8	15	31.5
	90°	1.12	2	3.15	5.3	8	15	31.5
	0-45°	1.6	2.8	4.25	7.5	11.2	21.2	45
	45-60°	1.12	2	3.15	5.3	8	15	31.5
	0-45°	2.36	4.25	6.7	11.2	17	31.5	67
	45-60°	1.7	3	4.75	8	11.8	22.4	47.5

* in development

** longer threads available on request



THIELE®



Made in Germany

VITALIFT®

LIFTING POINTS

Thiele lifting points serve to create a secure lifting or lashing point to enable safe handling and lashing activities.



The TITAN Screw Type Lifting point XL TWN 1120 (EBLR)

has a freely movable coupling link and is capable of lifting its full working load limit in all directions. It rotates easily due to the special bush and guide plate.

- Grade 100 with 4:1 Safety factor
- 100% Magnetic crack tested
- BG approved

WARNING: DOES NOT SWIVEL UNDER LOAD!

The X-TREME Screw Type Lifting Point XL TWN 1830 (EBLRTB)

is equipped with a ball bearing system. It is well suited for loads that have to be turned or flipped. It has a special wide coupling link which enables easy slinging of bigger hooks. The X-TREME Lifting point is not suitable for permanent rotations under load.

- Grade 100 with 4:1 Safety factor
- 100% Magnetic crack tested
- BG approved

SWIVELS UNDER LOAD



	Marking	Working Load Limits in (t)																		
		0.3	0.45	0.6	1.4	2.5	3.5	6.7	8	0.45	0.6	1.4	2.5	3.5	5.3	8	10	12.5	15	
	Screw Size	M8	M10	M12	M16	M20	M24	M30	M36	M10	M12	M16	M20	M24	M30	M36	M42	M48	M56	
	Thread Length	19mm	19mm	24mm	29mm	33mm	40mm	52mm	66mm	15mm	18mm	20mm	25mm	30mm	40mm	50mm	60mm	68mm	78mm	
	0°	1	0.3	0.45	0.6	2.1	3	6	7.1	12.5	0.9	1.2	2.8	5.3	7	10	15	18	20	25
	90°	1	0.3	0.45	0.6	1.4	2.5	3.5	6.7	8	0.45	0.6	1.4	2.5	3.5	5.3	8	10	12.5	15
	0-45°	2	0.42	0.63	0.85	2	3.55	5	9	11.2	0.63	0.85	2	3.55	5	7.5	11.2	14	17.5	21.2
	45-60°	2	0.3	0.45	0.6	1.4	2.5	3.55	6.7	8	0.45	0.6	1.4	2.5	3.55	5.3	8	10	12.5	15
	0-45°	3+4	0.63	0.95	1.25	3	5.3	7.1	14	17	0.95	1.25	3	5.3	7.1	11.2	17	21.2	26.5	31.5
	45-60°	3+4	0.45	0.67	0.9	2.1	3.8	5.3	10	11.8	0.67	0.9	2.1	3.8	5.3	8	11.8	15	18.8	22.4



THIELE®



Made in Germany